



Jumbo Flysheet spreader bar & HAPP (Hannibal Anti Pooling Pole) Packing List & Assembly Instructions



Component list:

- 1 x cross bar (pre-drilled)
- 2 x upright bars with elbow joint and ball socket.
- 8 x self tapping screws
- 2 x rivets

- 2 x female ball joint clips
- 2 x aluminium brackets for HAPP
- 1 x fibreglass pole kit
- 1 x canvas retention strap

Assembly Instructions for Spreader bar:

- Attach middle pole to uprights, assemble on a flat surface to ensure uprights are in line.
- Drill through pre drilled hole in tubing into plastic elbow
- Rivet together with supplied rivets
- Do the same on the other side.
(check figure 1.)




Fig 1

Fitting Instructions for Anti Pooling Pole and ball sockets:

- Position female ball socket and HAPP bracket on the end of the baseboard at the ladder end as per pic.
- Pre drill through the corner holes using a 3mm Drill bit. Make sure you angle the bit to catch the aluminium angle beading - not necessary to do the one in middle as per pic. Attach with 4 self tapers.

(check fig 2.)




Fig 2.


To open Jumbo flysheet:

- Fasten assembled U tube spreader bar with the 3 velcro straps found in extended fly section.
- Pop ball from spreader bar into female housing. (check fig 2.)

Installing HAPP Anti-Pooling Pole:

Special note and duty of care. The fibreglass poles supplied are very flexible and strong. However you will need to ensure that the poles are seated in the sleeves when assembled and also be mindful of people around when installing the pole into the mounting bracket.

- Slide triangular canvas retention strap onto fibreglass poles.
- Assemble fibreglass pole.
- Slide the triangular canvas over the steel sleeve in the centre of the pole
- Slide the metal sleeve of the fibreglass pole into the brackets
- Velcro the webbing strap onto the spreader bar



To fold away:.

- Remove walls if installed fold and pack separately.
- Tuck clean dry flysheet inside tent. If the flysheet is wet or dirty leave out and fold under the webbing straps that bind the 2 baseboard together.
- Unclip spreader bar, as you fold the tent over, lay the spreader bar on top of the folded tent.
- Pull over pvc cover as usual and zip down.